


The URLs for the math department google calendar feeds are:

1. **All SBU Math Department Events (this includes all of the events from the calendars listed below):**
<https://calendar.google.com/calendar/ical/help%40math.sunysb.edu/public/basic.ics>
2. **Algebraic Geometry Seminar:**
<https://calendar.google.com/calendar/ical/imci97otdqjileedr4tc9h5e84%40group.calendar.google.com/public/basic.ics>
3. **Analysis Seminar**
<https://calendar.google.com/calendar/ical/kd2qvsikm2m44726b9jp2nu4m8%40group.calendar.google.com/public/basic.ics>
4. **Colloquium, Special Colloquiums, and Simons Lecture Series:**
<https://calendar.google.com/calendar/ical/kqvpsg0u9nu445aevepfj80eic%40group.calendar.google.com/public/basic.ics>
5. **Dynamical Systems Seminar:**
<https://calendar.google.com/calendar/ical/tldro2glsp95ggijhumsbchdko%40group.calendar.google.com/public/basic.ics>
6. **Geometry/Topology Seminar:**
<https://calendar.google.com/calendar/ical/35t1u98e74k7aq17eb6t4l34pk%40group.calendar.google.com/public/basic.ics>
7. **Graduate Student Seminars:**
<https://calendar.google.com/calendar/ical/35t1u98e74k7aq17eb6t4l34pk%40group.calendar.google.com/public/basic.ics>
8. **Mini Course / Dynamics Learning Seminar:**
<https://calendar.google.com/calendar/ical/9ikc965bn9sarbn35moi2jr08k%40group.calendar.google.com/public/basic.ics>
9. **RTG Seminars:**
<https://calendar.google.com/calendar/ical/cnj9135o7o0lev9giv7047j8b8%40group.calendar.google.com/public/basic.ics>
10. **Stony Brook Math Club:**
<https://calendar.google.com/calendar/ical/08ogfuqd5u5o0nr1oncehj43l4%40group.calendar.google.com/public/basic.ics>

Instructions for adding any of the feeds listed above are shown below for Google Calendar, Apple Calendar, and iOS (iPhone/iPad) calendar.

A) Google Calendar:

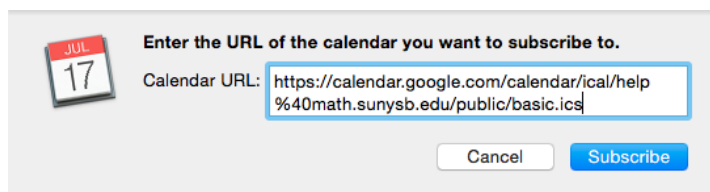
1. Open [Google Calendar](#).
2. On the left side, find "Other calendars" and click the down arrow .
3. Select **Add by URL**.
4. Enter the calendar's address in the field provided. The address needs to be an [ICAL link](#).
You can copy a link from one of the ones shown below.

5. Click **Add calendar**. The calendar will appear on the left side under "Other calendars."

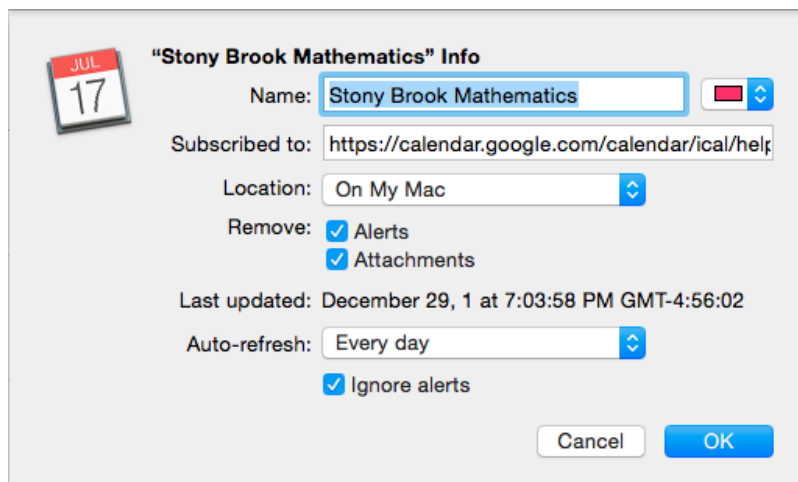
Note: It might take up to 12 hours for changes to show in your Google Calendar.

B) Apple Calendar

1. Open the Calendar program (in Applications)
2. From the **File** menu select **New Calendar Subscription**
3. Type or paste one of the feed URLs above into *Calendar URL* field then click Subscribe



4. Change the name and color (optional), change the **Location** to **On My Mac** (important!), and update the **Auto-refresh** frequency to **Every day** (important!), then click OK



5. The events should now appear in your calendar

C) iOS Calendar – Option 1

If you are a google calendar user and would like to have your subscribed calendars available on your iOS device(s) then Google Calendar Sync Settings will allow you to select which calendars should be synchronized with your iOS device(s). This includes public calendars.

On your iPhone/iPad or computer open a browser and go to <https://www.google.com/calendar/syncselect>. On the resulting page log into your Gmail/Google Apps account and tap Sign In. In the screen that appears you'll see listings for not only your Google calendars, but also those calendars you've subscribed to. Enable those calendars you'd like to sync with your iPhone/iPad and it's done. When you next open the Calendar app you'll see the events these calendars contain embedded in your calendar.

D) iOS Calendar – Option 2

If you have easy access to the Internet and your email, you can simplify the procedure by emailing yourself one of the ICAL links listed at the top of this document. Click the link in the body of the email and follow the notification cues for subscribing to the calendar.

E) iOS Calendar – Option 3

- a. Write down or copy the URL for the Google Calendar you want to add to your iPhone.
- b. Tap the "Settings" icon, then scroll down and select "Mail, Contacts, Calendars."
- c. Tap "Add Account" and select "Other."
- d. Select the "Add Subscribed Calendar" option, fill in the Google Calendar URL in the Server box and click "Next." Change any settings you see fit before saving the calendar. You do not need a username or password.
- e. Toggle your view of the subscribed calendar by opening the Calendar app and tapping "Calendars" in the upper left corner. Tap a calendar name to either display or remove calendar events.