

1. For each of the functions  $f(x)$  given below, find  $f'(x)$ .

(a) 4 points  $f(x) = x^5 + 5x^4 + 2x^2 + 9$

**Solution:**

$$f'(x) = 5x^4 + 20x^3 + 4x$$

(b) 4 points  $f(x) = x^6 e^x$

**Solution:** This requires the product rule. Recall that the derivative of  $e^x$  is  $e^x$ .

$$f'(x) = 6x^5 e^x + x^6 e^x$$

(c) 4 points  $f(x) = \frac{3x^2 + 5}{x^3 + 2 \tan x}$

**Solution:** Using the quotient rule,

$$\frac{6x(x^3 + 2 \tan x) - (3x^2 + 5)(x^2 + 2 \sec^2 x)}{(x^3 + 2 \tan x)^2}$$

There is little point in trying to simplify this.

2. Compute each of the following derivatives as indicated:

(a) 4 points  $\frac{d}{d\theta} \left[ \cos \left( \frac{\pi}{180} \theta \right) \right]$

**Solution:** This is just the derivative of the  $\cos \theta$ , when  $\theta$  is in degrees. Using the chain rule, we get

$$-\frac{\pi}{180} \sin \left( \frac{\pi}{180} \theta \right)$$

(b) 4 points  $\frac{d}{du} [\sin(3u) \sin(2u)]$

**Solution:** Use the product rule to get

$$\left( \frac{d}{du} \sin(3u) \right) \sin(2u) + \sin(3u) \left( \frac{d}{du} \sin(2u) \right)$$

and then use the chain rule to get the answer, which is

$$3 \cos(3u) \sin(2u) + 2 \sin(3u) \cos(2u).$$

(c) 4 points  $\frac{d}{dt} \left[ \frac{t}{3} - \frac{3}{t} \right]$

**Solution:** If you rewrite this as  $\frac{1}{3}t - 3t^{-1}$ , it is clear the derivative is  $\frac{1}{3} + 3t^{-2}$

3. 8 points Write a limit that represents the slope of the graph

$$y = \begin{cases} 8 + x \ln |x| & x \neq 0 \\ 8 & x = 0 \end{cases}$$

at  $x = 0$ . You **do not need to evaluate the limit**.

**Solution:** To do this, we need to remember the definition of the derivative, which is  $f'(a) = \lim_{h \rightarrow 0} \frac{f(a+h) - f(a)}{h}$ . In the current case,  $a = 0$ , and notice that  $f(0) = 8$ , so we have

$$\lim_{h \rightarrow 0} \frac{f(h) - f(0)}{h} = \lim_{h \rightarrow 0} \frac{(8 + h \ln |h|) - 8}{h}$$

This simplifies to

$$\lim_{h \rightarrow 0} \frac{h \ln |h|}{h} = \lim_{h \rightarrow 0} \ln |h| = -\infty,$$

although it wasn't required for you to do this.

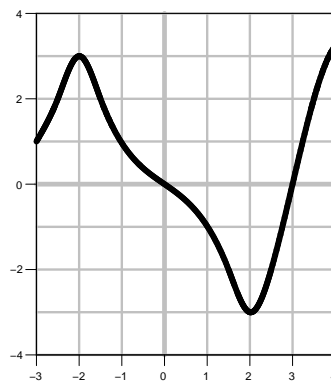
4. At right is the graph of **the derivative**  $f'$  of a function.

- (a) 4 points List all values of  $x$  with  $-3 \leq x \leq 4$  where  $f(x)$  has a local maximum.

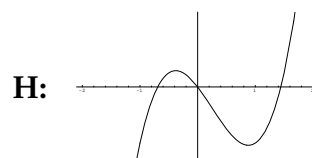
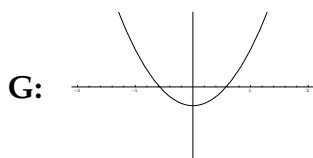
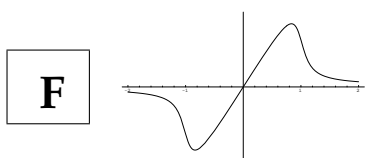
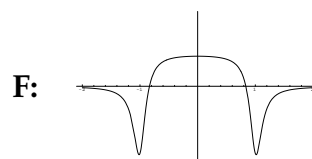
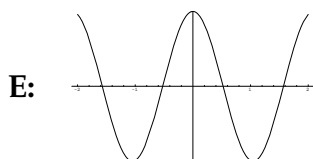
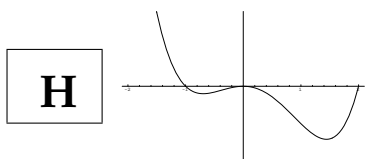
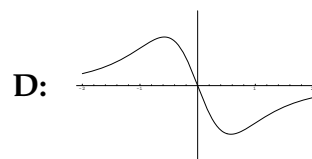
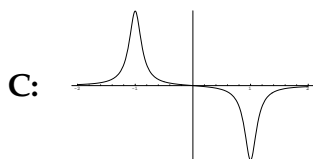
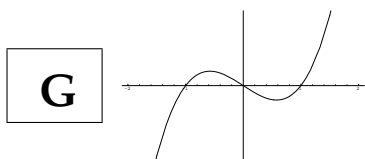
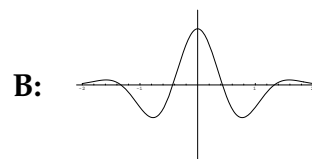
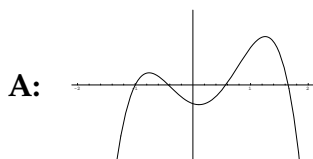
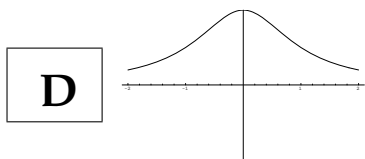
**Solution:** A local maximum for  $f(x)$  will occur where  $f'(x)$  changes from positive to negative. This happens at  $x = 0$ .

- (b) 4 points At  $x = -1$ , is  $f(x)$  concave up, concave down, or neither?

**Solution:** We know that a function is concave up when its second derivative is positive, and concave down when  $f''$  is negative. The graph shows  $f'(x)$ , which is decreasing near  $x = -1$ . That means the derivative of  $f'(x)$  is negative near  $x = -1$ , so  $f''(-1) < 0$ . Hence  $f(x)$  is concave down at  $x = -1$ .



5. 16 points For each of the 4 functions graphed in the left column, find the corresponding derivative function among any of the 8 choices on the right (not just on the same row) and put its letter in the corresponding box.



6. Let  $f(x) = x e^{-4x}$ .

(a) 3 points Calculate  $f'(x)$

**Solution:** We use the product rule and the chain rule:

$$f'(x) = e^{-4x} - 4x e^{-4x}$$

(b) 3 points Calculate  $f''(x)$ ?

**Solution:** Taking the derivative of the above gives

$$f''(x) = -4e^{-4x} - 4e^{-4x} + 16x e^{-4x}$$

which simplifies to

$$16x e^{-4x} - 8e^{-4x}$$

(c) 4 points For what values of  $x$  is  $f(x)$  increasing?

**Solution:** To answer this, we need to know when  $f'(x) > 0$ , that is, where

$$e^{-4x} - 4x e^{-4x} > 0$$

Factoring out the exponential term gives  $e^{-4x}(1 - 4x) > 0$ , and since  $e^{-4x}$  is always positive, we only need ask where  $1 - 4x > 0$ . This happens for

$$x < \frac{1}{4}.$$

(d) 4 points For what values of  $x$  is  $f(x)$  concave down?

**Solution:** We need to know when  $f''(x) < 0$ , so factor  $f''(x)$  as

$$8e^{-4x}(2x - 1).$$

As before, we can ignore the exponential term, since it is always positive, and we see that  $f''(x) < 0$  when  $x < 1/2$ .

7. 10 points Write the equation of the line tangent to the curve

$$y = 3x^4 - 2x + \sqrt{x} \quad \text{at } x = 1$$

**Solution:** To write the equation of a line, we need a point and a slope. Since the line is tangent to the curve at  $x = 1$ , it contains the point  $(1, f(1)) = (1, 2)$ .

To get the slope, we calculate  $f'(1)$ . Taking the derivative gives

$$f'(x) = 12x^3 - 2 + \frac{1}{2}x^{-1/2},$$

so  $f'(1) = 12 - 2 + \frac{1}{2} = \frac{21}{2}$ . Hence the line is

$$y - 2 = \frac{21}{2}(x - 1), \quad \text{or, equivalently, } y = \frac{21}{2}x - \frac{17}{2}$$

8. 10 points A ladder 16 feet long rests against a vertical wall. Let  $\theta$  be the angle between the top of the ladder and the wall, and let  $\ell$  be the distance from the bottom of the ladder to the wall. If the bottom of the ladder slides away from the wall, how fast does  $\ell$  change with respect to  $\theta$  when  $\theta = \frac{\pi}{6}$ ?

**Solution:** Since the ladder forms a right triangle with the wall, we have  $\ell = 16 \sin \theta$ . The rate of change of  $\ell$  with respect to  $\theta$  is  $\frac{d\ell}{d\theta}$ , which is  $16 \cos \theta$ . We want its value when  $\theta = \frac{\pi}{6}$ , so that is

$$16 \cos \left( \frac{\pi}{6} \right) = 16 \cdot \frac{\sqrt{3}}{2} = 8\sqrt{3}$$

